

The Squeeze Play

Last Revised October 12th, 2017

by Warren Watson

Kootenay Jewel Bridge Club

<http://watsongallery.ca/bridge/aaDeclarerPlay/SqueezePlay.pdf>

Pseudo Squeeze

Cash all your winners and hope the opponents do not keep the right cards
When you have a long suit, cash what you can and still maintain control. Sometimes, a pseudo squeeze turns into a real squeeze if the elements of a squeeze are present.

Rectify the Count

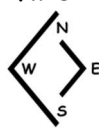
In order for a squeeze to work, you must lose all the tricks you want to lose right away then run your winners. The simple squeeze works if one player has to guard two suits.

Squeeze Play

Example 1

North Dealer None Vulnerable

♠ A53 ♥ AK76 ♦ 73 ♣ J987

♠ J1098 ♥ J1098 ♦ 42 ♣ 1053  ♠ 76 ♥ 32 ♦ KQJ1098 ♣ 642

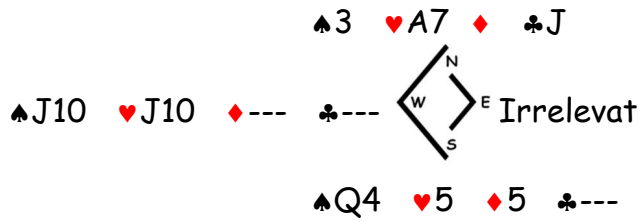
♠ KQ42 ♥ Q54 ♦ A65 ♣ AKQ

N	E	S	W
1♣	2♦	Dbl	P
2♥	P	6NT	All Pass

Opening Lead: ♦4

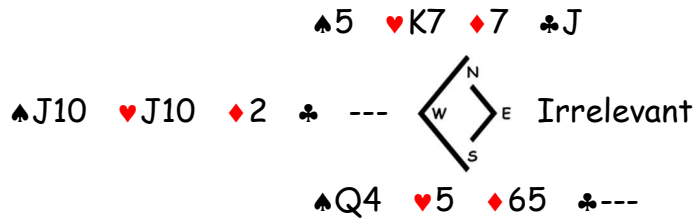
The first ♦ must be ducked to rectify the count.

Then the declarer cashes two in each major and then all of the ♣'s. The hands look like the following:



Declarer cashes the ♣Jack and West must discard a major.

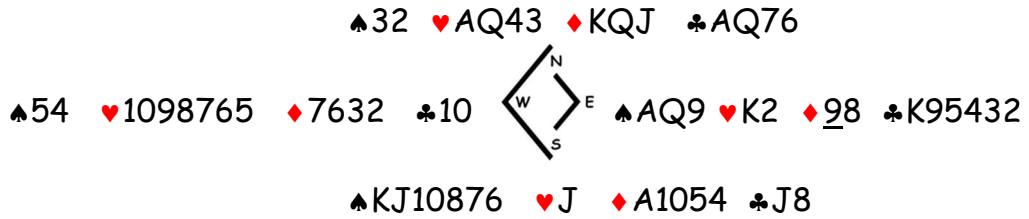
Lets look at what happens when the count is not rectified.



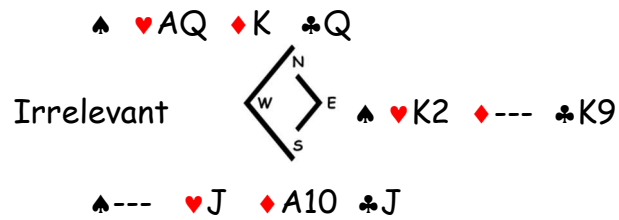
Declarer cashes the ♣Jack and West can happily discard a ♦. There is no squeeze play.

Example 2

East Dealer None Vulnerable



E	S	W	N
1♣	1♠	P	6NT
Dbl	All Pass		



Now declarer plays two ♦'s and pitches ♣ Queen